



# Rotary Screw Compressors

## **SXC compact series**

With the world-renowned SIGMA PROFILE®

Flow rate 0.26 to 0.80 m<sup>3</sup>/min, Pressure 5.5 to 15 bar

SXC compact series

# The compact all-in-one solution

SXC – integrated compressed air packages with minimal space requirement: The SXC range of turnkey rotary screw compressors from Kaeser Kompressoren combines exceptional efficiency and cost-effective performance with super-quiet compressed air production, treatment and storage. The SXC's double-walled roto-moulded polyethylene enclosure conceals a complete compressed air supply system.

The perfect choice for workshops and smaller production facilities, these advanced compressor systems provide outstanding ease of maintenance and durability to ensure years of dependable service.

## Efficiency as standard

Every SXC compact compressed air package features a rotary screw compressor airend equipped with high-efficiency SIGMA profile rotors to ensure more air for less energy.

## Versatile and compact

With available drive power from 2.2 to 5.5 kW, you will always find the right model to meet your specific compressed air needs. Belying their impressive performance, the four SXC models measure only 61.5 cm wide and have a compact footprint of only 0.62 square metres.

## Clean and quiet

With a maximum sound level of 69 dB(A), SXC integrated packages are exceptionally quiet. Equipped with an integrated refrigeration dryer, they deliver dry, clean compressed air at all times. The electronic level-controlled condensate drain reliably removes condensate from the air receiver and refrigeration dryer without energy loss.

## Maximum efficiency and availability

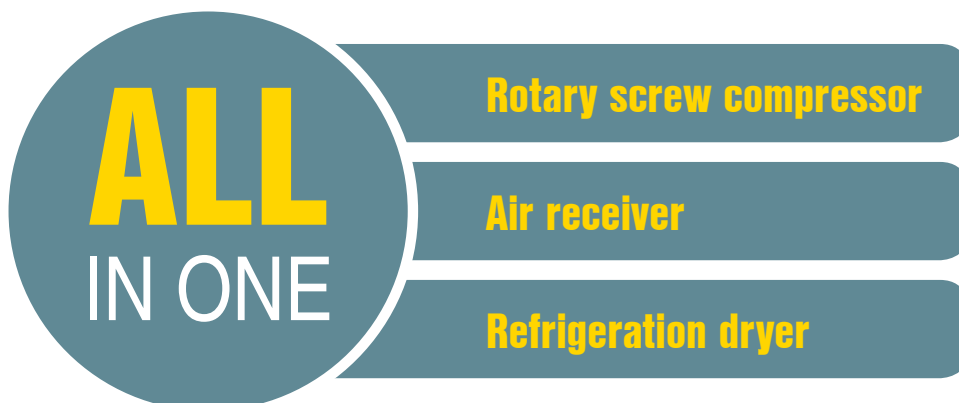
SXC "all-in-one" systems feature an advanced SIGMA CONTROL 2 compressor controller to ensure reliable and efficient operation with maximum availability.

## Protection from corrosion damage

Thanks to the integrated refrigeration dryer, SXC systems deliver high quality compressed air that protects your tools and equipment from corrosion damage.

## Connect and go

Our all-in-one compressed air systems require minimal work effort when it comes to piping and installation. Simply connect the compact compressed air package to the power supply and compressed air distribution network and you are all set - that's it!



# The all-in-one compact compressed air package



Image: SXC 8



Control panel interface for the SXC 8 compressor. The panel features a central LCD screen displaying operational data, surrounded by various control buttons and indicators.

**Screen Data:**

- Pressure: 7.0bar
- Time: 09:26
- Temperature: 75°C
- Section: LASTLAUF
- Table:

Faste	min	mA	Last
Last	18005h	Last	17105h
Wartung in:			1995h

**Panel Elements:**

- KAESER logo
- SIGMA CONTROL 2 label
- RFID symbol
- www.kaeser.com URL
- Emergency stop button (red)
- Information button (green)
- Start/Stop buttons (grey)
- Directional buttons (grey)
- Warning/Alert buttons (yellow)

# SXC 8

SXC compact series

# KAESER quality in every detail



## SIGMA PROFILE rotors

Every KAESER rotary screw air end uses SIGMA PROFILE rotors, specially developed by KAESER, that require approximately 10-20 % less energy than conventional rotors with the same air delivery capacity. This contributes significantly to the impressive overall efficiency of these versatile systems.




## SIGMA CONTROL 2: Optimum efficiency

With its efficient start-stop control, the 'SIGMA CONTROL 2' ensures optimised compressed air system performance at all times and the easy-to-read display enables effective communication. Moreover, this advanced controller constantly monitors the entire SXC package.



## Maintenance-friendly

All maintenance and service points are easily accessible once the SXC's roto-moulded polyethylene enclosure is effortlessly lifted away. The electronic condensate drain can be inspected via a grille. Needless to say, the SXC is designed for maximum ease of maintenance.



## Efficient cooling

KAESER compressors are renowned for their innovative cooling systems and SXC packages are no exception: three fans are installed to ensure optimum cooling. A dedicated fan with an independent drive motor ensures dependable fluid cooling.

# Equipment

## Complete system

Ready for operation, fully automatic, super-silenced, vibration damped, double-walled, roto-moulded polyethylene enclosure.

## Sound insulation

Soundproof enclosure, anti-vibration mounts, double vibration damped.

## Airend

Genuine KAESER single-stage rotary screw airend with SIGMA PROFILE rotors and cooling-fluid injection for optimised rotor cooling.

## Electric motor

Quality, German-made, high efficiency (IE3) electric motor to IP 54, Iso F for additional reserve.

## V-belt drive

Maintenance-free, elasticised V-belt. No adjustment necessary.

## Cooling fluid and air flow

Honeycombed dry-air filter, check valve at inlet, pneumatic vent valve, cooling fluid reservoir with dedicated separator cartridge, safety valve, minimum pressure/ check valve, micro-filter in cooling fluid circuit.

## Cooling

Air cooled; aluminium cooler for cooling fluid with separate fan motor, second fan on the drive motor shaft. Automatic warm-up control (active only at very low loads).

## Air receiver

Internally-coated, electronically-controlled condensate drain.

## SIGMA CONTROL 2

Provides efficient compressor system monitoring and control at all times. "Traffic light" LED indicators show operational status at a glance, plain text display, 30 selectable languages, soft-touch keys with icons, fully automatic monitoring and control as standard. Furthermore, the system can be integrated into the Sigma Network or operated via Ethernet in master-slave communication with another system in the network; clear authorisation via RFID reader, operating data memory, integrated web server.

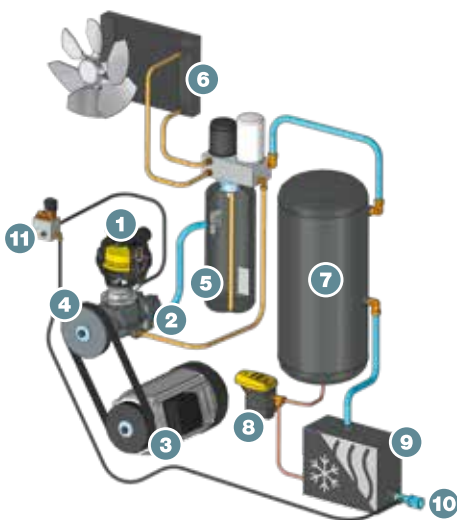
## Electrical components

Control cabinet to IP 54, automatic star-delta starter (from 3 kW); motor-overload protection; control transformer.

## Refrigeration dryer

Equipped with stainless steel plate-type heat exchangers, integrated condensate separator, electronically-controlled condensate drain, insulated refrigerant circuit.

# How it works



- (1) Air filter
- (2) Airend
- (3) IE3 drive motor
- (4) Automatic belt tensioning
- (5) Fluid separator tank
- (6) Cooler
- (7) Air receiver
- (8) ECO-DRAIN condensate drain
- (9) Refrigeration dryer
- (10) Compressed air outlet
- (11) Regulating valve

# Technical specifications

Model	Working pressure	Flow rate <sup>*)</sup> Overall package at working pressure	Max. gauge pressure	Drive motor rated power	Refrigeration dryer model	Pressure dew point	Refrigeration dryer differential pressure	Air receiver	Dimensions W x D x H	Sound pressure level <sup>**)</sup>	Mass
	bar	m <sup>3</sup> /min	bar	kW					mm	dB(A)	kg
SXC 3	7.5	0.34	8	2.2	CT 4	+6	0.2	215	620 x 980 x 1480	68	285
	10	0.26	11								
SXC 4	7.5	0.45	8	3.0	CT 4	+6	0.2	215	620 x 980 x 1480	69	285
	10	0.36	11								
	13	0.26	15								
SXC 6	7.5	0.60	8	4.0	CT 8	+6	0.2	215	620 x 980 x 1480	69	290
	10	0.48	11		CT 4						
	13	0.37	15								
SXC 8	7.5	0.80	8	5.5	CT 8	+6	0.2	215	620 x 980 x 1480	69	300
	10	0.67	11		CT 4						
	13	0.54	15								

\*) Flow rate complete system as per ISO 1217: 2009 Annex C/E: inlet pressure 1 bar (a), cooling and air inlet temperature 20 °C

\*\*) Sound pressure level as per ISO 2151 and basic standard ISO 9614-2, tolerance: ± 3 dB (A)

## Refrigeration dryer technical specifications

Model	Refrigeration dryer power consumption	Pressure dew point	Refrigerant	Refrigerant charge	Greenhouse warming potential	CO <sub>2</sub> equivalent	Hermetic refrigeration circuit
	kW	°C		kg	GWP	t	
CT 4	0.18	3	R-513A	0.17	631	0.10	Yes
CT 8	0.28	3	R-513A	0.24	631	0.15	Yes

## Views



# The world is our home

As one of the world's largest compressed air system providers and compressor manufacturers, KAESER KOMPRESSOREN is represented throughout the world by a comprehensive network of branches, subsidiary companies and authorised partners in over 100 countries.

With innovative products and services, KAESER KOMPRESSOREN's experienced consultants and engineers help customers to enhance their competitive edge by working in close partnership to develop progressive system concepts that continuously push the boundaries of performance and compressed air efficiency.

Moreover, the decades of knowledge and expertise from this industry-leading system provider are made available to each and every customer via the KAESER group's global computer network.

These advantages, coupled with KAESER's worldwide service organisation, ensure that every product operates at the peak of its performance at all times and provides maximum availability.



## **KAESER COMPRESSORS Australia Pty. Ltd.**

Locked Bag 1406 – Dandenong South – Vic. 3164  
45 Zenith Road – Dandenong – Vic. 3175  
Phone: +61 39791 5999 – Fax: +61 39791 5733  
www.kaeser.com – E-mail: info.australia@kaeser.com

## **KAESER COMPRESSORS NZ Limited**

PO BOX 301261 – Albany – Auckland 0752  
18B Tardale Grove – Albany – Auckland 0632  
Phone +64 9 941 0499  
www.kaeser.com – E-mail: info.newzealand@kaeser.com