

Compact all-rounder

i.Comp 3


The i.Comp 3 from KAESER is an indispensable partner wherever flexible, oil-free compressed air is needed up to 11 bar. This compact powerhouse is also exceptionally lightweight. Thanks to its variable-speed drive motor, the i.Comp 3 always delivers the exact amount of compressed air that is required, whatever the application.



Displacement
up to 160 l/min

MOBILAIR® M13 / M17


Versatile, reliable and easy to transport: these compact all-rounders require minimal loading space and are able to operate in the toughest of environments, thanks to their high-quality motors and impact-resistant PE enclosure. The 15-bar version of the M17 is ideal for trenchless sewer rehabilitation over long distances.



Flow rate
up to 1.2 m³/min

MOBILAIR® M27

Clean and technically oil-free: powerful yet lightweight (under 750 kg), the Mobilair M31 can be specified with numerous treatment components for trouble-free generation of warm compressed air that is technically oil-free. Therefore, when used in conjunction with food-grade compressor cooling oil, the M31 can also be used for sensitive applications.



Flow rate
1.6 to 2.6 m³/min

i.Comp 3

The trades compressor
with a **DIFFERENCE**



Scan the code to
learn more!

Company seal



KAESER COMPRESSORS Australia Pty. Ltd.
Locked Bag 1406 – Dandenong South – Vic. 3164
45 Zenith Road – Dandenong – Vic. 3175
Phone: +61 39791 5999 – Fax: +61 39791 5733
www.kaeser.com – E-mail: info.australia@kaeser.com

KAESER COMPRESSORS NZ Limited
PO BOX 301261 – Albany – Auckland 0752
18B Tarnedale Grove – Albany – Auckland 0632
Phone +64 9 941 0499
www.kaeser.com – E-mail: info.newzealand@kaeser.com

P-599AUS Specifications are subject to change without notice. 1/22

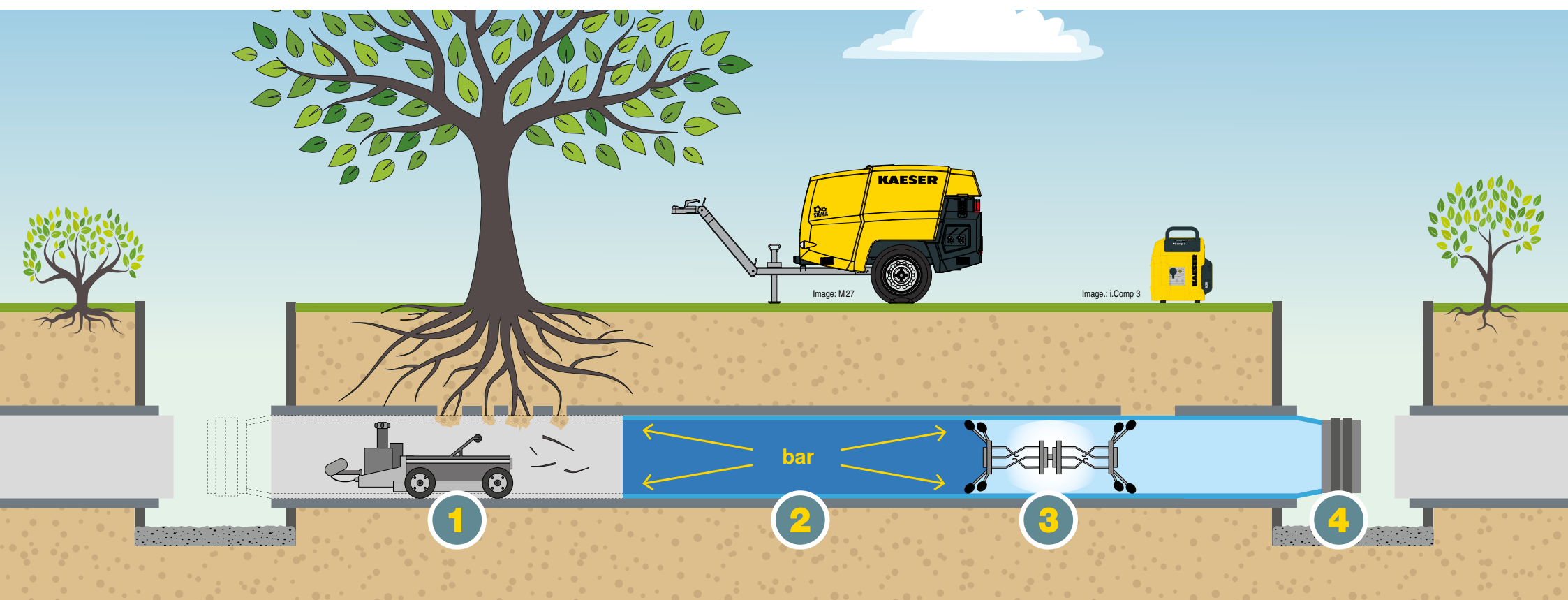


KAESER
COMPRESSORS®

Effective **sewer**
rehabilitation with **KAESER**

www.kaeser.com

Compressed air applications for sewer rehabilitation



(1) Pneumatic drive

Deep-penetrating tree roots frequently cause damage to sewer systems. In such cases, the pipeline needs to be rehabilitated. A pneumatic milling machine is therefore first needed to remove the roots.

▶ **MOBILAIR® M13/M17/M27**

(2) Pneumatic filling

Next, a resin-soaked liner is fed into the pipeline, where it is pressed into position using compressed air.

▶ **MOBILAIR® M13/M17/M27**

(3) Pneumatic cooling

UV lighting is used to harden the lining material; the UV lamps used for this purpose are also cooled by compressed air.

▶ **MOBILAIR® M27; i.Comp 3**

(4) Pneumatic sealing cushion

This trenchless procedure is only made possible by the use of a sealing cushion. The i.Comp 3 has the right amount of power to maintain the pressure in the liner. Even with pipe lengths up to 150 metres, the i.Comp 3 is easily up to the task.

▶ **i.Comp 3**